



February 25 - 27, 2011 Phillip Island, Australia

SUPPORT CLASS RESULTS



QBE AUSTRALIAN SUPERBIKE / LINFOX PROSTOCK 1000



Race 1

Date: 27/02/11
Event: R08
Weather: Overcast - Temp: 16.4C
Track: Wet but dry line

Started at: 10:53:53
Laps: 12
Starters: 27
Printed at: 11:24

PROVISIONAL RESULTS

Pos	No	Gr	Name	Class	Machine	Laps	Race Time	Behind	Fastest Lap	On Lap
1	14	A	Glenn ALLERTON (VIC) / Procon Racing	SB	BMW S 1000 RR	12	20:17.235		1:37.696	10
2	12	A	Ben ATTARD (QLD)	SB	Aprilia RSV4	12	20:41.218	23.983	1:37.980	9
3	47	A	Wayne MAXWELL (VIC) / Team Honda Racing	SB	Honda CBR-RR	12	20:45.881	28.646	1:41.612	10
4	17	A	Troy HERFOSS (VIC) / Team Suzuki	SB	Suzuki GSX-R	12	20:45.899	28.664	1:41.096	12
5	11	A	Craig COXHELL (VIC) / Demolition Plus Gas Honda	SB	Honda CBR	12	21:04.815	47.580	1:43.718	10
6	86	A	Beau BEATON (NSW) / North Coast V-Twins	SB	Ducati 1198 R	12	21:06.769	49.534	1:43.806	12
7	27	A	Jamie STAUFFER (NSW) / Team Honda Racing	SB	Honda CBR-RR	12	21:06.944	49.709	1:43.787	12
8	6	A	Robert BUGDEN (QLD) / Team Mack Trucks Suzuki	SB	Suzuki GSX-R	12	21:16.429	59.194	1:43.945	10
9	18	A	Ben HENRY (QLD)	SB	Suzuki GSX-R	12	21:23.557	1:06.322	1:43.804	10
10	35	A	John PHELAN (VIC) / Mornington Kawasaki	PS	Kawasaki ZX10R	12	21:33.535	1:16.300	1:45.327	12
11	52	C	Ryan YANKO (QLD)	PS	Honda CBR-RR	12	21:35.044	1:17.809	1:45.628	12
12	32	A	Cole ODENDAAL (NSW) / NSW Compensation Lawyers / GAS Honda Racing	SB	Honda CBR-RR	12	21:43.138	1:25.903	1:45.756	12
13	65	B	Cru HALLIDAY (NSW)	PS	Yamaha YZF-R1	12	21:49.940	1:32.705	1:46.892	8
14	38	C	Linden MAGEE (QLD)	PS	BMW S 1000 RR	12	21:56.953	1:39.718	1:46.663	12
15	3	B	Phil LOVETT (NSW) / KTM Australia	PS	KTM RC8R	12	21:58.995	1:41.760	1:47.054	11
16	15	B	Ben NICOLSON (VIC) / Elliott Bros	PS	Kawasaki ZX10R	11	20:26.720	1 Lap	1:48.699	8
17	55	C	Brett KITCHIN (QLD)	PS	Kawasaki ZX10R	11	20:31.150	1 Lap	1:48.026	11
18	50	A	John ROSS (NZ)	PS	BMW S 1000 RR	11	20:32.626	1 Lap	1:48.601	11
19	49	C	Garry VAN DIGGELE (NSW)	PS	Honda CBR-RR	11	20:33.362	1 Lap	1:47.987	11
20	64	B	Chris KNOX (NSW)	PS	BMW S1000RR	11	20:57.227	1 Lap	1:49.013	8
21	43	A	Daniel MOULTON (VIC) / Mornington Kawasaki	PS	Kawasaki ZX10R	11	21:20.394	1 Lap	1:51.465	9
22	22	C	Nathan HOUTERMAN (QLD)	PS	Honda CBR-RR	11	21:27.357	1 Lap	1:52.164	10
DNF	45	A	Kris McLAREN (VIC) / Kirk McCarthy Memorial Award	SB	Honda CBR-RR	10	17:42.793	2 Laps	1:44.055	9
DNF	20	C	Matthew WALTERS (NSW)	PS	Kawasaki ZX10R	8	14:21.059	4 Laps	1:44.807	6
DNF	54	A	Adam CHRISTIE (SA)	SB	Honda CBR-RR	5	9:25.894	7 Laps	1:49.497	5
DNF	26	B	Michael JEFFERY (NSW)	SB	Yamaha YZF-R1	2	4:01.879	10 Laps	1:53.641	2
DNF	68	A	Andrew ORD (VIC) / Ords Motorcycles	SB	Suzuki GSX-R	1	1:58.788	11 Laps	1:58.788	1

Fastest Lap was 1:37.696 by Glenn ALLERTON (VIC)

Current race record for SBK class - 1:32.316 by Wayne MAXWELL (VIC) on a Honda CBR RR set on 17/10/09

Current race record for PS class - 1:36.325 by Ben HENRY (WA) on a Suzuki GSXR set on 05/12/10

*** Rider 32 (Cole ODENDAAL (NSW)) - 10 second penalty imposed by Clerk of Course for jumped start ***

The results are provisional until the end of the time limit for protests and appeals.

Chief Time Keeper - Scott Laing

Clerk of Course - Peter Smith

Computime Race Timing Systems Pty Ltd © 1996-2008
Licensed to Computime Race Timing Systems


www.computime.com.au

COMPUTIME RACE TIMING SYSTEMS PTY LTD

9 Timber Lane, Glen Waverley, Vic 3150. Ph : 0418 17 13 17

E-mail : scott@computime.com.au





February 25 - 27, 2011 Phillip Island, Australia

SUPPORT CLASS RESULTS



QBE AUSTRALIAN SUPERBIKE / LINFOX PROSTOCK 1000



Race 1

Date: 27/02/11
Event: R08
Weather: Overcast - Temp: 16.4C
Track: Wet but dry line

Started at: 10:53:53
Laps: 12
Starters: 27
Printed at: 11:24


PROVISIONAL LAP TIMES

No	Name	Lap 1	Lap 2	Lap 3	Lap 4	Lap 5	Lap 6	Lap 7	Lap 8	Lap 9	Lap 10	Lap 11	Lap 12
3	Phil LOVETT (NSW)	2:00.959	1:51.572	1:51.304	1:49.493	1:49.434	1:49.220	1:47.704	1:48.265	1:48.767	1:47.386	1:47.054	1:47.837
6	Robert BUGDEN (QLD)	1:54.657	1:46.650	1:46.692	1:46.537	1:45.788	1:45.526	1:44.587	1:44.478	1:44.453	1:43.945	1:46.953	1:46.163
11	Craig COXHELL (VIC)	1:51.982	1:46.432	1:45.785	1:45.589	1:45.331	1:44.355	1:44.559	1:44.300	1:43.912	1:43.718	1:44.498	1:44.354
12	Ben ATTARD (QLD)	2:04.700	1:50.726	1:47.886	1:42.577	1:40.389	1:39.974	1:39.196	1:40.477	1:37.980	1:39.193	1:39.246	1:38.874
14	Glenn ALLERTON (VIC)	1:58.090	1:45.590	1:44.101	1:41.357	1:40.246	1:38.855	1:38.440	1:38.773	1:37.706	1:37.696	1:38.112	1:38.269
15	Ben NICOLSON (VIC)	2:05.057	1:52.619	1:51.402	1:51.583	1:51.089	1:48.907	1:49.337	1:48.699	1:49.183	1:49.008	1:49.836	
17	Troy HERFOSS (VIC)	1:53.707	1:45.319	1:44.907	1:44.214	1:43.741	1:42.680	1:42.307	1:42.348	1:42.450	1:41.615	1:41.515	1:41.096
18	Ben HENRY (QLD)	1:55.334	1:47.237	1:47.614	1:46.589	1:44.861	1:44.606	1:44.599	1:44.499	1:44.035	1:43.804	1:52.398	1:47.981
20	Matthew WALTERS (NSW)	1:57.732	1:49.297	1:46.023	1:46.122	1:45.975	1:44.807	1:45.515	1:45.588				
22	Nathan HOUTERMAN (QLD)	2:09.335	1:59.006	1:58.698	1:55.987	1:55.102	1:54.537	1:53.690	1:54.551	1:52.805	1:52.164	2:01.482	
26	Michael JEFFERY (NSW)	2:08.238	1:53.641										
27	Jamie STAUFFER (NSW)	1:53.118	1:46.638	1:46.369	1:45.529	1:44.894	1:44.259	1:44.230	1:44.222	1:44.517	1:44.438	1:44.943	1:43.787
32	Cole ODENDAAL (NSW)	1:55.321	1:48.110	1:47.138	1:46.851	1:45.898	1:46.064	1:45.966	1:51.298	1:47.331	1:46.014	1:47.391	1:45.756
35	John PHELAN (VIC)	1:58.168	1:48.742	1:47.824	1:47.340	1:47.306	1:47.138	1:47.328	1:46.037	1:45.802	1:45.851	1:46.672	1:45.327
38	Linden MAGEE (QLD)	2:03.807	1:49.087	1:49.130	1:49.285	1:48.842	1:49.258	1:48.992	1:48.605	1:49.319	1:46.977	1:46.988	1:46.663
43	Daniel MOULTON (VIC)	2:08.644	1:58.134	1:58.102	1:58.035	1:56.995	1:55.050	1:54.442	1:53.007	1:51.465	1:52.876	1:53.644	
45	Kris McLAREN (VIC)	1:53.959	1:47.709	1:47.141	1:46.011	1:45.472	1:44.803	1:45.000	1:44.321	1:44.055	1:44.322		
47	Wayne MAXWELL (VIC)	1:52.447	1:45.199	1:45.012	1:43.948	1:43.267	1:43.216	1:42.748	1:42.207	1:42.185	1:41.612	1:42.211	1:41.829
49	Garry VAN DIGGELE (NSW)	2:06.771	1:52.335	1:53.919	1:50.903	1:50.202	1:50.931	1:49.788	1:49.499	1:49.838	1:51.189	1:47.987	
50	John ROSS (NZ)	1:59.067	1:53.027	1:53.997	1:53.662	1:52.929	1:52.445	1:50.454	1:50.191	1:48.819	1:49.434	1:48.601	
52	Ryan YANKO (QLD)	1:55.754	1:46.946	1:48.248	1:47.326	1:46.096	1:53.082	1:47.396	1:46.542	1:45.959	1:46.143	1:45.924	1:45.628
54	Adam CHRISTIE (SA)	2:02.613	1:52.913	1:50.529	1:50.342	1:49.497							
55	Brett KITCHIN (QLD)	2:05.714	1:53.105	1:52.091	1:51.672	1:50.744	1:51.227	1:50.778	1:49.444	1:49.620	1:48.729	1:48.026	
64	Chris KNOX (NSW)	2:04.023	1:54.510	1:54.992	1:52.420	1:49.700	1:49.809	1:50.223	1:49.013	2:09.022	1:52.043	1:51.472	
65	Cru HALLIDAY (NSW)	1:58.123	1:50.416	1:49.042	1:48.534	1:48.188	1:48.306	1:47.978	1:46.892	1:48.676	1:47.490	1:48.421	1:47.874
68	Andrew ORD (VIC)	1:58.788											
86	Beau BEATON (NSW)	1:52.025	1:46.470	1:45.792	1:45.252	1:45.686	1:44.719	1:44.674	1:44.383	1:44.455	1:44.527	1:44.980	1:43.806

*** Rider 32 (Cole ODENDAAL (NSW)) - 10 second penalty imposed by Clerk of Course for jumped start ***

The results are provisional until the end of the time limit for protests and appeals.


Chief Time Keeper - Scott Laing


Clerk of Course - Peter Smith



Computime Race Timing Systems Pty Ltd © 1996-2008
Licensed to Computime Race Timing Systems


www.computime.com.au

COMPUTIME RACE TIMING SYSTEMS PTY LTD

9 Timber Lane, Glen Waverley, Vic 3150. Ph : 0418 17 13 17

E-mail : scott@computime.com.au





February 25 - 27, 2011 Phillip Island, Australia

SUPPORT CLASS RESULTS



QBE AUSTRALIAN SUPERBIKE / LINFOX PROSTOCK 1000



Race 1

Date: 27/02/11
Event: R08
Weather: Overcast - Temp: 16.4C
Track: Wet but dry line

Started at: 10:53:53
Laps: 12
Starters: 27
Printed at: 11:24

PROVISIONAL SPLIT TIMES

Lap	Split 1	Split 2	Split 3	Lap Time	Lap	Split 1	Split 2	Split 3	Lap Time
3 Phil LOVETT (NSW) (15th)					35 John PHELAN (VIC) (10th)				
1	40.861	45.339	31.040	1:57.240	1	39.807	44.281	30.821	1:54.909
2	35.474	44.856	31.242	1:51.572	2	34.689	44.349	29.704	1:48.742
3	36.264	44.651	30.389	1:51.304	3	34.765	43.256	29.803	1:47.824
4	34.789	44.182	30.522	1:49.493	4	34.527	42.962	29.851	1:47.340
5	35.430	43.727	30.277	1:49.434	5	34.728	43.124	29.454	1:47.306
6	34.903	44.061	30.256	1:49.220	6	34.360	43.179	29.599	1:47.138
7	34.669	43.089	29.946	1:47.704	7	34.785	43.034	29.509	1:47.328
8	34.763	42.942	30.560	1:48.265	8	34.275	42.366	29.396	1:46.037
9	34.961	43.540	30.266	1:48.767	9	33.903	42.616	29.283	1:45.802
10	34.384	42.779	30.223	1:47.386	10	33.796	42.346	29.709	1:45.851
11	34.385	42.668	30.001	1:47.054	11	33.963	43.304	29.405	1:46.672
12	34.681	42.830	30.326	1:47.837	12	33.649	42.197	29.481	1:45.327
6 Robert BUGDEN (QLD) (8th)					38 Linden MAGEE (QLD) (14th)				
1	39.029	44.129	29.535	1:52.693	1	42.348	46.802	30.998	2:00.148
2	34.287	42.912	29.451	1:46.650	2	35.223	43.904	29.960	1:49.087
3	34.101	43.219	29.372	1:46.692	3	35.516	43.668	29.946	1:49.130
4	33.978	43.161	29.398	1:46.537	4	35.106	43.744	30.435	1:49.285
5	33.510	42.771	29.507	1:45.788	5	35.424	43.338	30.080	1:48.842
6	34.006	42.489	29.031	1:45.526	6	34.997	44.034	30.227	1:49.258
7	33.683	41.965	28.939	1:44.587	7	34.800	43.843	30.349	1:48.992
8	33.596	41.989	28.893	1:44.478	8	34.989	43.428	30.188	1:48.605
9	33.395	42.355	28.703	1:44.453	9	35.656	43.577	30.086	1:49.319
10	33.534	41.648	28.763	1:43.945	10	34.550	42.821	29.606	1:46.977
11	33.303	44.092	29.558	1:46.953	11	34.522	42.778	29.688	1:46.988
12	33.804	43.058	29.301	1:46.163	12	34.358	42.505	29.800	1:46.663
11 Craig COXHILL (VIC) (5th)					43 Daniel MOULTON (VIC) (21th)				
1	37.790	42.548	29.466	1:49.804	1	42.439	49.616	33.316	2:05.371
2	34.131	42.831	29.470	1:46.432	2	37.504	48.024	32.606	1:58.134
3	33.670	42.971	29.144	1:45.785	3	37.218	48.219	32.665	1:58.102
4	33.714	42.713	29.162	1:45.589	4	37.564	47.982	32.489	1:58.035
5	33.457	42.505	29.369	1:45.331	5	37.943	47.323	31.729	1:56.995
6	33.231	42.005	29.119	1:44.355	6	36.615	46.680	31.755	1:55.050
7	33.330	42.151	29.078	1:44.559	7	36.319	46.178	31.945	1:54.442
8	33.207	42.150	28.943	1:44.300	8	36.329	45.976	30.702	1:53.007
9	33.279	41.746	28.887	1:43.912	9	35.682	45.313	30.470	1:51.465
10	33.109	41.786	28.823	1:43.718	10	35.421	45.918	31.537	1:52.876
11	33.653	41.872	28.973	1:44.498	11	36.099	46.572	30.973	1:53.644
12	33.426	41.934	28.994	1:44.354					
12 Ben ATTARD (QLD) (2nd)					45 Kris McLAREN (VIC) (23th)				
1	41.780	48.402	31.910	2:02.092	1	38.632	43.048	29.852	1:51.532
2	34.894	45.428	30.404	1:50.726	2	34.597	43.054	30.058	1:47.709
					3	34.445	42.821	29.874	1:47.141

Scott Laing

Chief Time Keeper - Scott Laing

Peter Smith

Clerk of Course - Peter Smith

Computime Race Timing Systems Pty Ltd © 1996-2008
Licensed to Computime Race Timing Systems

www.computime.com.au

COMPUTIME RACE TIMING SYSTEMS PTY LTD

9 Timber Lane, Glen Waverley, Vic 3150. Ph : 0418 17 13 17

E-mail : scott@computime.com.au





February 25 - 27, 2011 Phillip Island, Australia

SUPPORT CLASS RESULTS



QBE AUSTRALIAN SUPERBIKE / LINFOX PROSTOCK 1000



Race 1

Date: 27/02/11
Event: R08
Weather: Overcast - Temp: 16.4C
Track: Wet but dry line

Started at: 10:53:53
Laps: 12
Starters: 27
Printed at: 11:24

PROVISIONAL SPLIT TIMES

Lap	Split 1	Split 2	Split 3	Lap Time	Lap	Split 1	Split 2	Split 3	Lap Time
3	33.632	44.710	29.544	1:47.886	4	34.059	42.384	29.568	1:46.011
4	32.253	41.695	28.629	1:42.577	5	33.692	42.413	29.367	1:45.472
5	31.606	41.049	27.734	1:40.389	6	33.645	41.790	29.368	1:44.803
6	31.815	40.834	27.325	1:39.974	7	33.234	42.441	29.325	1:45.000
7	31.605	40.171	27.420	1:39.196	8	33.404	41.861	29.056	1:44.321
8	31.878	41.177	27.422	1:40.477	9	33.438	41.559	29.058	1:44.055
9	31.249	39.571	27.160	1:37.980	10	33.651	41.655	29.016	1:44.322
10	31.955	39.824	27.414	1:39.193	47 Wayne MAXWELL (VIC) (3rd)				
11	31.435	40.334	27.477	1:39.246	1	39.796	42.947	29.164	1:51.907
12	31.032	40.200	27.642	1:38.874	2	33.787	42.449	28.963	1:45.199
14 Glenn ALLERTON (VIC) (1st)					3	33.310	42.550	29.152	1:45.012
1	41.059	45.026	30.335	1:56.420	4	33.041	42.033	28.874	1:43.948
2	34.508	42.583	28.499	1:45.590	5	32.839	41.646	28.782	1:43.267
3	33.180	42.129	28.792	1:44.101	6	32.756	41.484	28.976	1:43.216
4	32.035	41.275	28.047	1:41.357	7	32.826	41.256	28.666	1:42.748
5	31.406	40.761	28.079	1:40.246	8	32.650	41.069	28.488	1:42.207
6	31.091	40.142	27.622	1:38.855	9	32.384	41.020	28.781	1:42.185
7	31.236	39.687	27.517	1:38.440	10	32.363	40.747	28.502	1:41.612
8	31.288	39.712	27.773	1:38.773	11	32.452	41.291	28.468	1:42.211
9	31.084	39.363	27.259	1:37.706	12	32.525	40.991	28.313	1:41.829
10	31.116	39.381	27.199	1:37.696	49 Garry VAN DIGGELE (NSW) (19th)				
11	31.073	39.826	27.213	1:38.112	1	42.099	48.879	31.451	2:02.429
12	31.432	39.257	27.580	1:38.269	2	36.308	45.259	30.768	1:52.335
15 Ben NICOLSON (VIC) (16th)					3	36.769	46.576	30.574	1:53.919
1	41.664	47.395	31.886	2:00.945	4	35.683	44.931	30.289	1:50.903
2	35.387	46.042	31.190	1:52.619	5	35.398	44.423	30.381	1:50.202
3	35.173	45.726	30.503	1:51.402	6	35.743	44.283	30.905	1:50.931
4	35.453	45.246	30.884	1:51.583	7	35.559	43.774	30.455	1:49.788
5	35.743	45.235	30.111	1:51.089	8	35.219	44.028	30.252	1:49.499
6	34.748	44.108	30.051	1:48.907	9	35.167	44.423	30.248	1:49.838
7	34.862	44.224	30.251	1:49.337	10	35.412	45.739	30.038	1:51.189
8	34.700	43.982	30.017	1:48.699	11	34.279	43.393	30.315	1:47.987
9	35.696	43.495	29.992	1:49.183	50 John ROSS (NZ) (18th)				
10	34.756	44.008	30.244	1:49.008	1	39.912	45.513	30.611	1:56.036
11	34.818	44.354	30.664	1:49.836	2	37.089	45.005	30.933	1:53.027
17 Troy HERFOSS (VIC) (4th)					3	36.959	46.013	31.025	1:53.997
1	39.333	43.133	29.380	1:51.846	4	37.015	45.549	31.098	1:53.662
2	33.568	42.824	28.927	1:45.319	5	36.586	45.332	31.011	1:52.929
3	33.307	42.517	29.083	1:44.907	6	36.262	45.422	30.761	1:52.445
4	33.033	42.195	28.986	1:44.214	7	35.507	44.793	30.154	1:50.454
5	32.792	42.098	28.851	1:43.741	8	35.996	43.851	30.344	1:50.191
6	32.672	41.217	28.791	1:42.680	9	35.159	43.670	29.990	1:48.819

Scott Laing
Chief Time Keeper - Scott Laing

Peter Smith
Clerk of Course - Peter Smith

Computime Race Timing Systems Pty Ltd © 1996-2008
Licensed to Computime Race Timing Systems


www.computime.com.au

COMPUTIME RACE TIMING SYSTEMS PTY LTD

9 Timber Lane, Glen Waverley, Vic 3150. Ph : 0418 17 13 17

E-mail : scott@computime.com.au





February 25 - 27, 2011 Phillip Island, Australia

SUPPORT CLASS RESULTS



QBE AUSTRALIAN SUPERBIKE / LINFOX PROSTOCK 1000



Race 1

Date: 27/02/11
Event: R08
Weather: Overcast - Temp: 16.4C
Track: Wet but dry line

Started at: 10:53:53
Laps: 12
Starters: 27
Printed at: 11:24

PROVISIONAL SPLIT TIMES

Lap	Split 1	Split 2	Split 3	Lap Time	Lap	Split 1	Split 2	Split 3	Lap Time
7	32.536	41.219	28.552	1:42.307	10	35.544	44.188	<u>29.702</u>	1:49.434
8	32.271	40.837	29.240	1:42.348	11	<u>34.917</u>	43.930	29.754	<u>1:48.601</u>
9	32.377	40.819	29.254	1:42.450					
10	32.615	<u>40.550</u>	28.450	1:41.615	52 Ryan YANKO (QLD) (11th)				
11	32.198	40.779	28.538	1:41.515	1	38.476	43.208	30.160	1:51.844
12	<u>32.031</u>	40.866	<u>28.199</u>	<u>1:41.096</u>	2	33.844	43.354	29.748	1:46.946
					3	34.590	43.971	29.687	1:48.248
18 Ben HENRY (QLD) (9th)					4	33.956	43.776	29.594	1:47.326
1	39.396	43.777	29.640	1:52.813	5	34.094	<u>42.558</u>	29.444	1:46.096
2	33.869	43.415	29.953	1:47.237	6	34.179	49.055	29.848	1:53.082
3	34.211	43.570	29.833	1:47.614	7	34.344	43.646	29.406	1:47.396
4	34.063	42.851	29.675	1:46.589	8	33.998	42.978	29.566	1:46.542
5	33.386	42.135	29.340	1:44.861	9	34.039	42.580	29.340	1:45.959
6	33.229	42.127	29.250	1:44.606	10	33.896	42.776	29.471	1:46.143
7	33.778	41.749	29.072	1:44.599	11	34.082	42.671	<u>29.171</u>	1:45.924
8	33.416	42.240	<u>28.843</u>	1:44.499	12	<u>33.302</u>	42.938	29.388	<u>1:45.628</u>
9	33.295	41.750	28.990	1:44.035					
10	<u>33.180</u>	<u>41.574</u>	29.050	<u>1:43.804</u>	54 Adam CHRISTIE (SA) (25th)				
11	33.244	49.485	29.669	1:52.398	1	41.063	47.457	31.095	1:59.615
12	33.518	44.076	30.387	1:47.981	2	36.074	46.033	30.806	1:52.913
					3	35.304	44.936	30.289	1:50.529
20 Matthew WALTERS (NSW) (24th)					4	<u>35.193</u>	44.437	30.712	1:50.342
1	39.151	45.071	30.490	1:54.712	5	35.195	<u>44.270</u>	<u>30.032</u>	<u>1:49.497</u>
2	34.755	44.630	29.912	1:49.297					
3	33.701	42.981	29.341	1:46.023	55 Brett KITCHIN (QLD) (17th)				
4	33.742	43.214	29.166	1:46.122	1	42.550	47.445	31.298	2:01.293
5	34.060	42.973	28.942	1:45.975	2	36.644	45.206	31.255	1:53.105
6	<u>33.527</u>	<u>42.470</u>	<u>28.810</u>	<u>1:44.807</u>	3	36.627	44.486	30.978	1:52.091
7	33.825	42.702	28.988	1:45.515	4	36.291	44.512	30.869	1:51.672
8	33.787	42.609	29.192	1:45.588	5	35.741	44.463	30.540	1:50.744
					6	35.713	44.369	31.145	1:51.227
22 Nathan HOUTERMAN (QLD) (22th)					7	35.501	44.340	30.937	1:50.778
1	42.733	49.289	33.176	2:05.198	8	35.470	43.680	30.294	1:49.444
2	38.456	47.830	32.720	1:59.006	9	35.697	43.746	30.177	1:49.620
3	38.088	48.243	32.367	1:58.698	10	34.989	<u>42.813</u>	30.927	1:48.729
4	37.420	46.719	31.848	1:55.987	11	<u>34.988</u>	43.086	<u>29.952</u>	<u>1:48.026</u>
5	37.282	46.333	31.487	1:55.102					
6	37.033	46.074	31.430	1:54.537	64 Chris KNOX (NSW) (20th)				
7	37.103	45.449	31.138	1:53.690	1	41.006	47.438	31.613	2:00.057
8	37.140	46.086	31.325	1:54.551	2	35.806	46.808	31.896	1:54.510
9	<u>36.194</u>	45.472	31.139	1:52.805	3	36.804	46.971	31.217	1:54.992
10	36.660	<u>44.903</u>	<u>30.601</u>	<u>1:52.164</u>	4	35.668	46.114	30.638	1:52.420
11	36.302	49.999	35.181	2:01.482	5	35.015	44.677	30.008	1:49.700
					6	34.977	44.812	30.020	1:49.809
26 Michael JEFFERY (NSW) (26th)					7	35.656	44.633	29.934	1:50.223

Chief Time Keeper - Scott Laing

Clerk of Course - Peter Smith



Computime Race Timing Systems Pty Ltd © 1996-2008
Licensed to Computime Race Timing Systems


www.computime.com.au

COMPUTIME RACE TIMING SYSTEMS PTY LTD

9 Timber Lane, Glen Waverley, Vic 3150. Ph : 0418 17 13 17

E-mail : scott@computime.com.au





February 25 - 27, 2011 Phillip Island, Australia

SUPPORT CLASS RESULTS



QBE AUSTRALIAN SUPERBIKE / LINFOX PROSTOCK 1000



Race 1

Date: 27/02/11
Event: R08
Weather: Overcast - Temp: 16.4C
Track: Wet but dry line

Started at: 10:53:53
Laps: 12
Starters: 27
Printed at: 11:24

PROVISIONAL SPLIT TIMES

Lap	Split 1	Split 2	Split 3	Lap Time	Lap	Split 1	Split 2	Split 3	Lap Time
1	42.836	48.347	32.623	2:03.806	8	35.340	44.015	29.658	1:49.013
2	37.034	45.096	31.511	1:53.641	9	34.464	1:04.907	29.651	2:09.022
					10	34.260	44.677	33.106	1:52.043
					11	35.040	45.619	30.813	1:51.472
27 Jamie STAUFFER (NSW) (7th)					65 Cru HALLIDAY (NSW) (13th)				
1	39.241	43.134	29.385	1:51.760	1	39.119	45.234	31.045	1:55.398
2	33.713	43.248	29.677	1:46.638	2	35.557	44.602	30.257	1:50.416
3	33.834	43.042	29.493	1:46.369	3	34.879	43.693	30.470	1:49.042
4	33.581	42.664	29.284	1:45.529	4	34.644	43.545	30.345	1:48.534
5	33.208	42.528	29.158	1:44.894	5	34.531	43.783	29.874	1:48.188
6	32.796	42.314	29.149	1:44.259	6	34.469	43.921	29.916	1:48.306
7	32.882	42.393	28.955	1:44.230	7	34.726	43.558	29.694	1:47.978
8	33.045	42.240	28.937	1:44.222	8	34.214	43.362	29.316	1:46.892
9	33.359	42.378	28.780	1:44.517	9	35.855	43.257	29.564	1:48.676
10	33.263	42.036	29.139	1:44.438	10	34.526	43.140	29.824	1:47.490
11	33.466	42.623	28.854	1:44.943	11	34.726	43.535	30.160	1:48.421
12	33.357	41.651	28.779	1:43.787	12	34.521	43.218	30.135	1:47.874
32 Cole ODENDAAL (NSW) (12th)					68 Andrew ORD (VIC) (27th)				
1	38.757	43.957	29.835	1:52.549	1	40.013	44.931	30.658	1:55.602
2	34.696	43.699	29.715	1:48.110	86 Beau BEATON (NSW) (6th)				
3	34.162	43.281	29.695	1:47.138	1	37.950	42.767	29.233	1:49.950
4	33.895	43.334	29.622	1:46.851	2	34.374	42.791	29.305	1:46.470
5	33.812	42.670	29.416	1:45.898	3	33.778	42.988	29.026	1:45.792
6	33.739	42.879	29.446	1:46.064	4	33.708	42.293	29.251	1:45.252
7	33.703	42.813	29.450	1:45.966	5	33.560	42.617	29.509	1:45.686
8	37.251	44.308	29.739	1:51.298	6	33.336	42.177	29.206	1:44.719
9	34.638	43.010	29.683	1:47.331	7	33.334	42.130	29.210	1:44.674
10	34.071	42.738	29.205	1:46.014	8	33.194	42.239	28.950	1:44.383
11	35.119	42.973	29.299	1:47.391	9	33.410	42.125	28.920	1:44.455
12	33.969	42.460	29.327	1:45.756	10	33.446	41.946	29.135	1:44.527
					11	33.506	42.458	29.016	1:44.980
					12	33.401	41.614	28.791	1:43.806

*** Rider 32 (Cole ODENDAAL (NSW)) - 10 second penalty imposed by Clerk of Course for jumped start ***

The results are provisional until the end of the time limit for protests and appeals.

Chief Time Keeper - Scott Laing

Clerk of Course - Peter Smith



Computime Race Timing Systems Pty Ltd © 1996-2008
Licensed to Computime Race Timing Systems

www.computime.com.au

COMPUTIME RACE TIMING SYSTEMS PTY LTD

9 Timber Lane, Glen Waverley, Vic 3150. Ph : 0418 17 13 17

E-mail : scott@computime.com.au





February 25 - 27, 2011 Phillip Island, Australia

SUPPORT CLASS RESULTS



QBE AUSTRALIAN SUPERBIKE / LINFOX PROSTOCK 1000



Race 1

Date: 27/02/11
Event: R08
Weather: Overcast - Temp: 16.4C
Track: Wet but dry line


Started at: 10:53:53
Laps: 12
Starters: 27
Printed at: 11:24


PROVISIONAL FASTEST LAPS SEQUENCE

Lap	Race Pos	No	Name	Machine	Fastest Lap	On Lap
1	1	11	Craig COXHELL (VIC)	Honda CBR	1:51.982	1
2	1	47	Wayne MAXWELL (VIC)	Honda CBR-RR	1:45.199	2
3	1	47	Wayne MAXWELL (VIC)	Honda CBR-RR	1:45.012	3
3	2	17	Troy HERFOSS (VIC)	Suzuki GSX-R	1:44.907	3
3	6	14	Glenn ALLERTON (VIC)	BMW S 1000 RR	1:44.101	3
4	1	47	Wayne MAXWELL (VIC)	Honda CBR-RR	1:43.948	4
4	3	14	Glenn ALLERTON (VIC)	BMW S 1000 RR	1:41.357	4
5	1	14	Glenn ALLERTON (VIC)	BMW S 1000 RR	1:40.246	5
6	1	14	Glenn ALLERTON (VIC)	BMW S 1000 RR	1:38.855	6
7	1	14	Glenn ALLERTON (VIC)	BMW S 1000 RR	1:38.440	7
9	1	14	Glenn ALLERTON (VIC)	BMW S 1000 RR	1:37.706	9
10	1	14	Glenn ALLERTON (VIC)	BMW S 1000 RR	1:37.696	10

*** Rider 32 (Cole ODENDAAL (NSW)) - 10 second penalty imposed by Clerk of Course for jumped start ***

The results are provisional until the end of the time limit for protests and appeals.


Chief Time Keeper - Scott Laing


Clerk of Course - Peter Smith

Computime Race Timing Systems Pty Ltd © 1996-2008
Licensed to Computime Race Timing Systems


www.computime.com.au

COMPUTIME RACE TIMING SYSTEMS PTY LTD

9 Timber Lane, Glen Waverley, Vic 3150. Ph : 0418 17 13 17

E-mail : scott@computime.com.au





February 25 - 27, 2011 Phillip Island, Australia

SUPPORT CLASS RESULTS



QBE AUSTRALIAN SUPERBIKE / LINFOX PROSTOCK 1000



Race 1

Date: 27/02/11
Event: R08
Weather: Overcast - Temp: 16.4C
Track: Wet but dry line

Started at: 10:53:53
Laps: 12
Starters: 27
Printed at: 11:24

PROVISIONAL LAP CHART

Grid	1	2	3	4	5	6	7	8	9	10	11	12
47	11	47	47	47	14	14	14	14	14	14	14	14
27	86	11	17	17	47	47	47	47	47	47	12	12
14	47	86	11	14	17	17	17	17	17	12	47	47
17	27	17	86	86	11	11	11	12	12	17	17	17
12	17	27	27	11	86	86	86	11	11	11	11	11
6	45	6	14	27	27	27	27	86	86	86	86	86
86	6	45	6	6	45	45	12	27	27	27	27	27
11	32	18	45	45	6	6	45	45	45	45	6	6
45	18	52	18	18	18	18	6	6	6	18	18	18
18	52	32	32	32	32	12	18	18	18	6	32	32
32	20	14	52	52	52	32	32	20	32	32	35	35
54	14	35	20	20	20	20	20	32	35	35	52	52
65	65	20	35	35	12	35	35	35	52	52	65	65
20	35	65	65	12	35	52	52	52	65	65	38	38
68	68	50	38	65	65	65	65	65	38	38	3	3
50	50	3	12	38	38	38	38	38	3	3	15	
35	3	38	3	3	3	3	3	3	15	15	55	
43	54	12	54	54	54	15	15	15	49	55	50	
38	38	54	50	50	15	55	49	49	55	50	49	
3	64	15	15	15	50	49	55	64	50	49	64	
26	12	64	55	55	55	50	50	55	64	64	43	
52	15	55	49	49	49	64	64	50	22	22	22	
55	55	49	64	64	64	22	22	22	43	43		
64	49	26	43	43	22	43	43	43				
7	26	43	22	22	43							
49	43	22										
15	22											
22												
23												
99												
58												

*** Rider 32 (Cole ODENDAAL (NSW)) - 10 second penalty imposed by Clerk of Course for jumped start ***

The results are provisional until the end of the time limit for protests and appeals.

Scott Laing
Chief Time Keeper - Scott Laing

Peter Smith
Clerk of Course - Peter Smith



Computime Race Timing Systems Pty Ltd © 1996-2008
Licensed to Computime Race Timing Systems

www.computime.com.au

COMPUTIME RACE TIMING SYSTEMS PTY LTD

9 Timber Lane, Glen Waverley, Vic 3150. Ph : 0418 17 13 17

E-mail : scott@computime.com.au

